

# Winter Storm February 1-2, 2015

Prepared 900 AM EST – Saturday January 31, 2015

Greg Heavener

NOAA's National Weather Service

Philadelphia/Mount Holly NJ Forecast Office

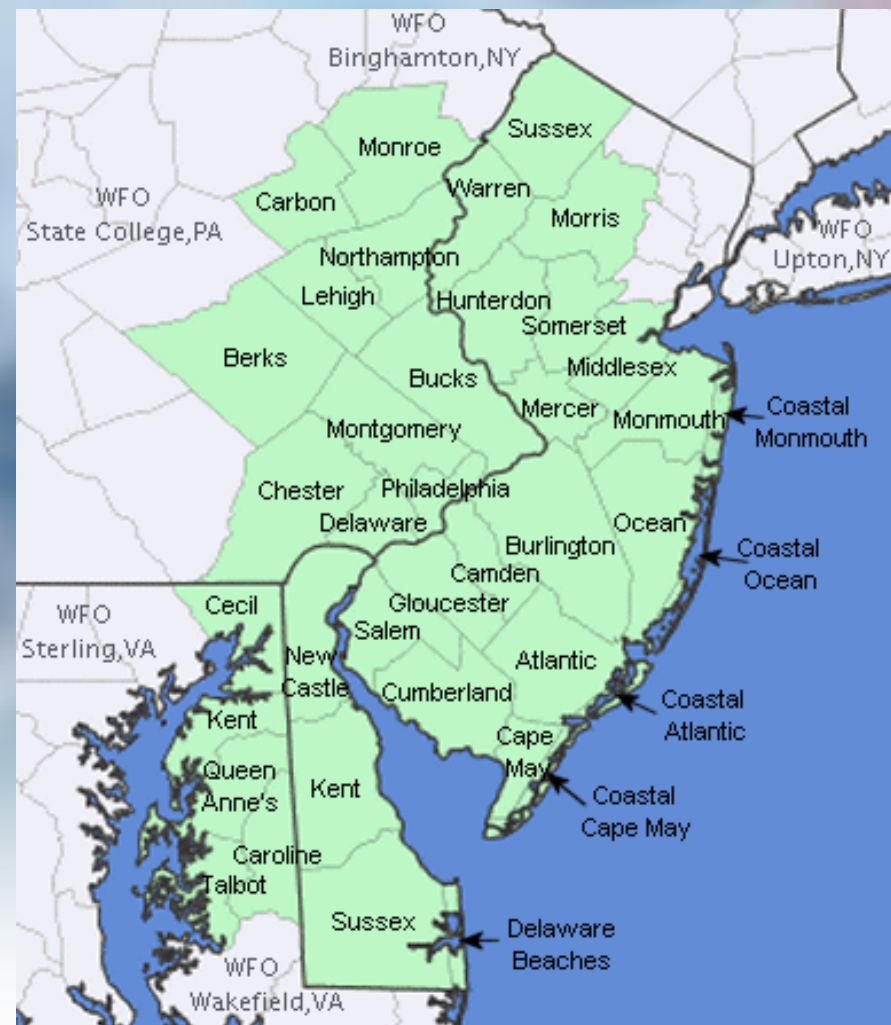
[www.weather.gov/phi/](http://www.weather.gov/phi/)



National Weather Service  
Philadelphia/Mt. Holly

# Purpose of Briefing

- Briefing # 2
- To promote situational awareness for the emergency management community and for other partners.
- To provide guidance for planning efforts.
- The briefing applies to the WFO Mount Holly service area which is shaded in green on the map.



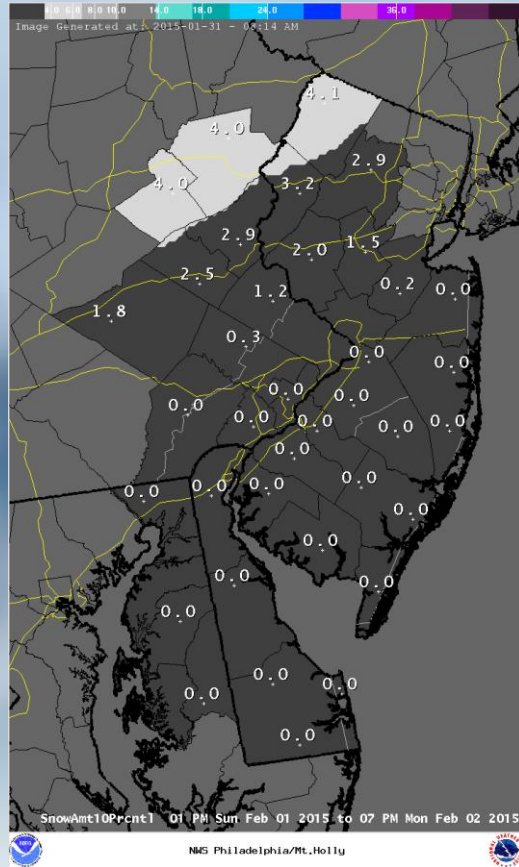
# Executive Summary

- A significant winter storm is expected to impact the region Sunday afternoon through Monday.
- **Winter Storm Watches are currently in effect for portions of the area.**
- The trend the past couple of days is for the low pressure to shift farther north which brings more mixed precipitation (rain/snow/sleet) into the area Sunday night and Monday morning.
- Snow amounts have been trending downward across the Philadelphia metro area and have been increasing across the Lehigh Valley and points farther north. Across the Delmarva, snow should quickly change over to rain Sunday night.
- Temperatures early Monday morning may be at or below freezing across Southeast PA and central New Jersey allowing for freezing rain to occur as we transition from snow to rain.
- The Monday morning and evening commutes will be adversely affected.
- Very cold air will filter back into the region behind this system on Tuesday.
- The next briefing package will be issued by 430PM Saturday January 31<sup>st</sup>.
- Monitor the latest information on our website at **[weather.gov/phi](http://weather.gov/phi)**



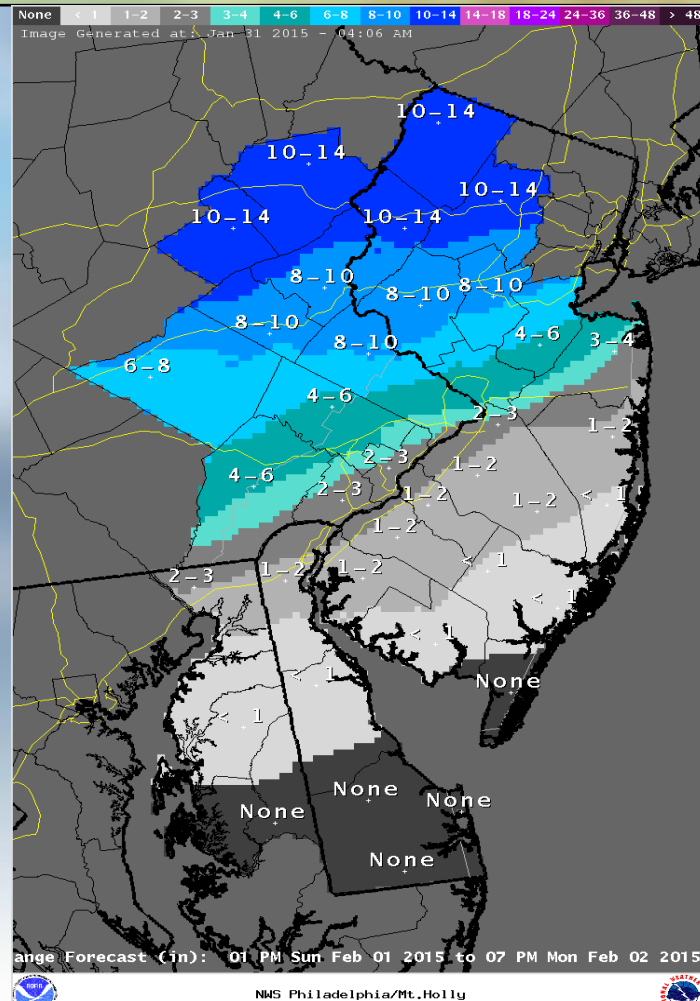
# Snow Sunday into Monday Evening

## Minimum



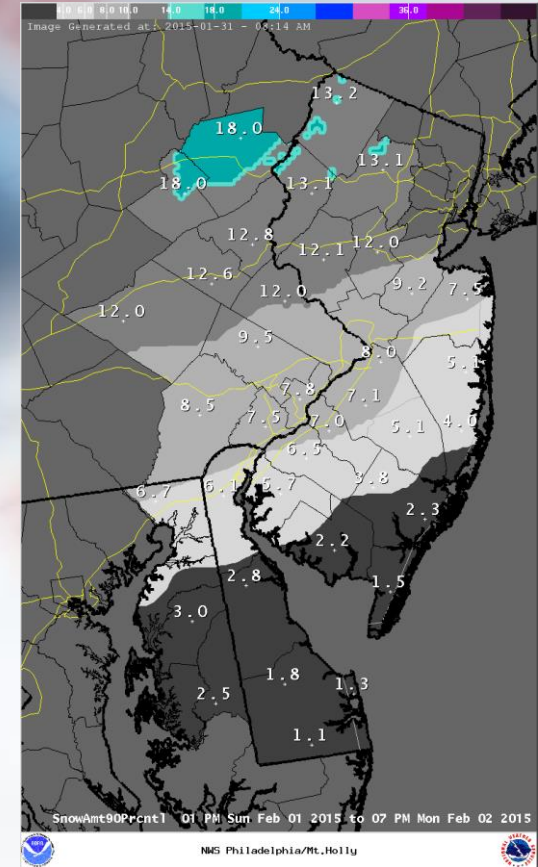
Expect at least this much

## Most Likely



Official NWS Forecast

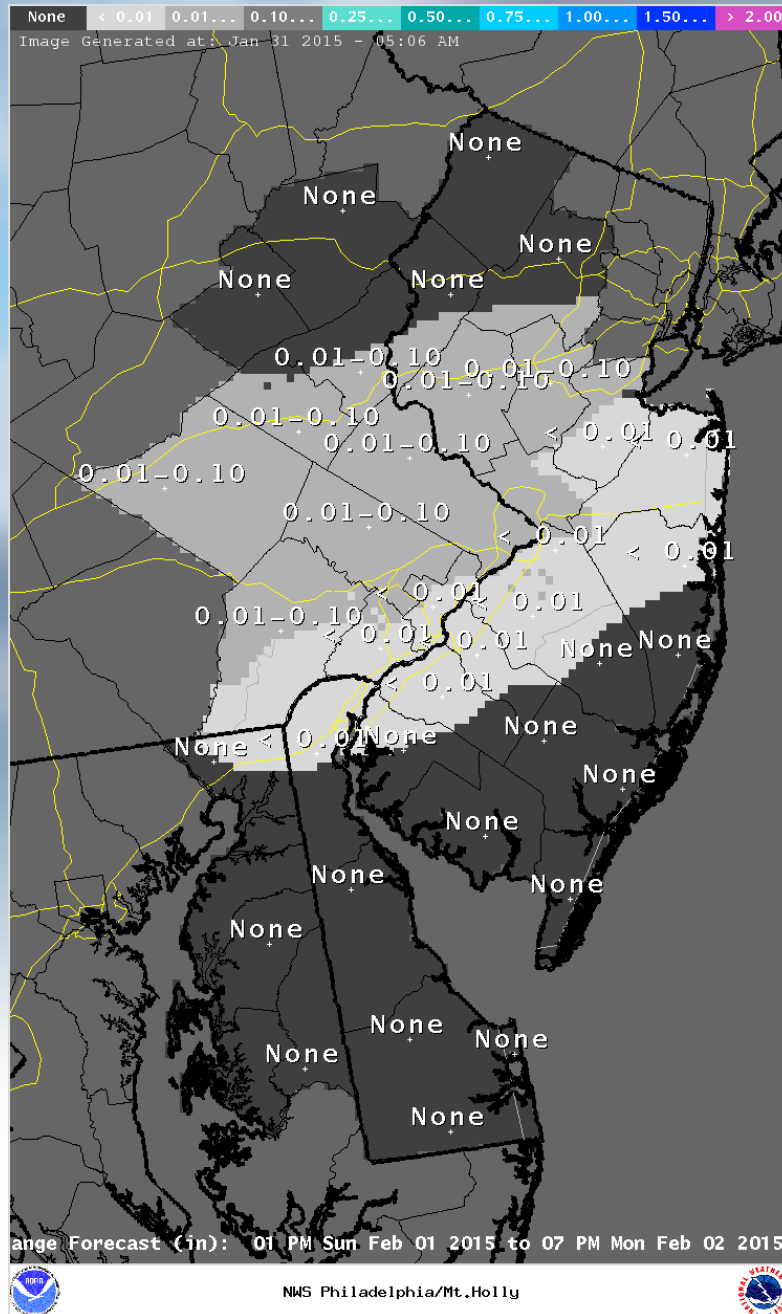
## Maximum



Potential for this much

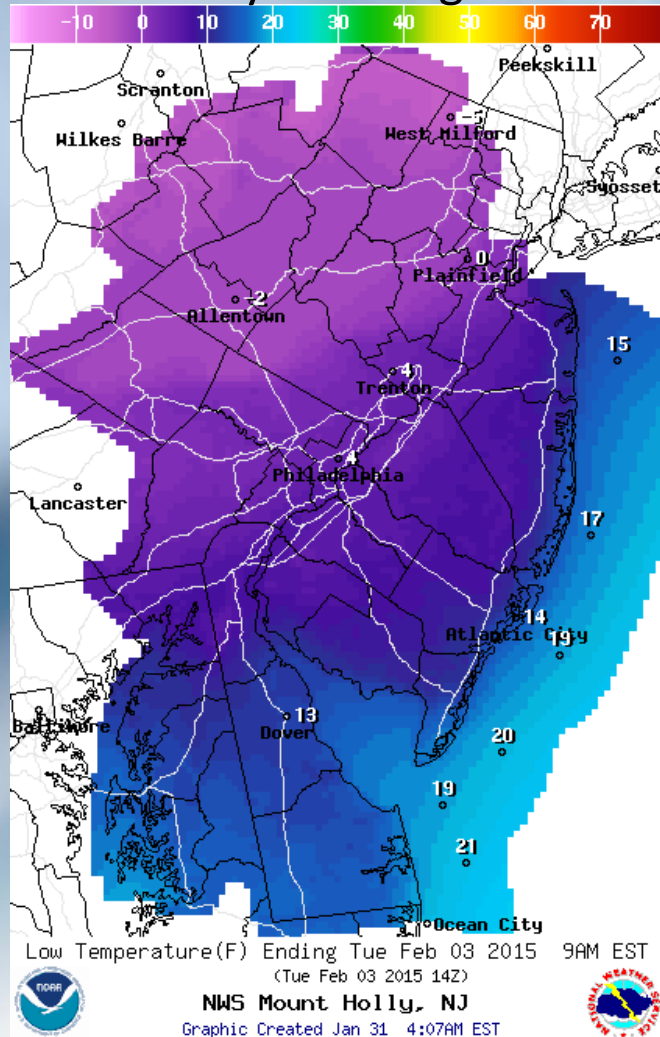


# Potential Ice Accumulation

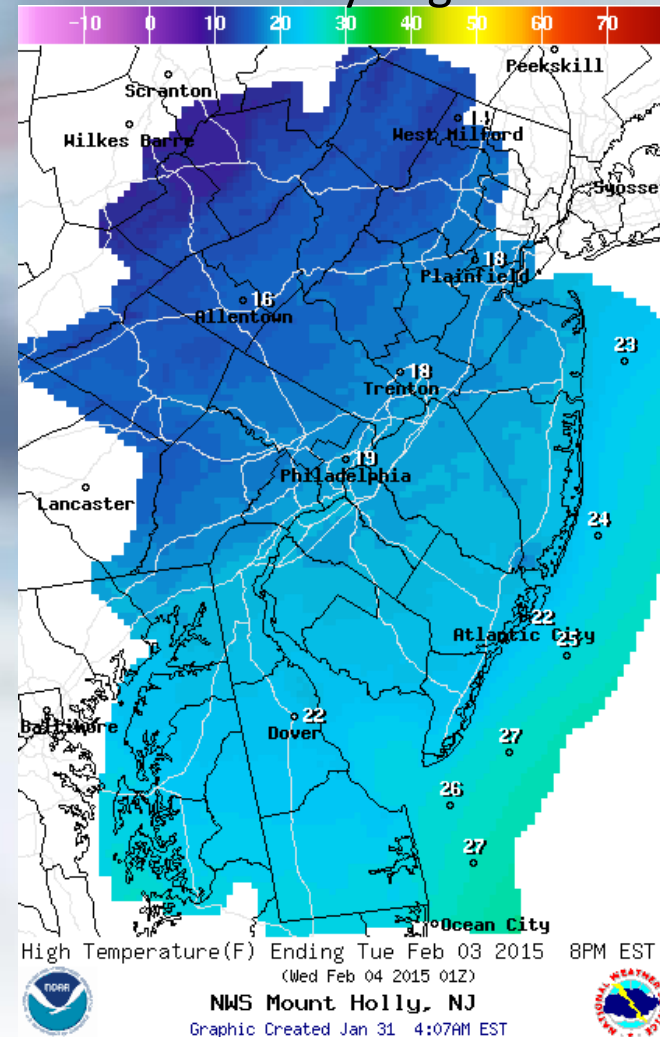


# Cold returns!

## Tuesday Morning Lows



## Tuesday Highs



In the wake of this storm, much colder air pours into the region. Low temperatures Tuesday morning will range from the teens to below zero while daytime highs will be in the teens to low 20s.

# Questions?

- For the latest information, including the latest watches, warnings and advisories, please visit our website at:
  - [www.weather.gov/phi](http://www.weather.gov/phi)
- Our latest briefing package is available from our website at:
  - [http://www.erh.noaa.gov/phi/briefing/packages/current\\_briefing.pdf](http://www.erh.noaa.gov/phi/briefing/packages/current_briefing.pdf)
- If you wish to be notified when a briefing package is issued, you can follow us on social media where we post the notice.
- You can ‘friend’ us on Facebook at: US National Weather Service Philadelphia/Mount Holly
- You can follow us on Twitter @NWS\_MountHolly
- This is the final briefing package unless major changes occur in the forecast. Please monitor our website for fresh, up-to-date information.
- Please contact us if you have any questions.
- [Gary.Szatkowski@noaa.gov](mailto:Gary.Szatkowski@noaa.gov)
  - Office 609-261-6602 x222
- [Joseph.Miketta@noaa.gov](mailto:Joseph.Miketta@noaa.gov)
  - Office 609-261-6602 x223

