

City of Ocean City
Capital Planning
2015 - 2019

City of Ocean City 1 Draft - 01/15/2015

Road Improvements



Project	Completion Date
2012 Fall Road Improvement Program - (Paving 7 th Street, 8 th Street, 800 Block of West, Pennlyn Place, 11 th Street)	Spring, 2014
Hawk Traffic Signal -9 th Street and Haven/Aldrich	Spring, 2014

City of Ocean City 2 Draft - 01/15/2015

Road Improvements (continued)



Project
2013 Fall Road Improvement Program - (Paving Pelham Place, Stenton Place, 11th St -Bay to Simpson, 12th St- Bay to Simpson, Simpson – 1100 block and Arkansas Avenue)

Completion Date
Fall, 2014

Reconstruction of Bay Avenue (6th Street to 18th Street – County Project)

Winter, 2015

Road Improvements (continued)



Project
2014 Road Improvement Program - (North End Paving of West Station, Sindia, Haven Avenue, North Street, Warwick Road, 1st Street, Haven/West Alley, Simpson/Haven Alley, Bioswale at North Street and West Avenue)

Estimated Completion Date
Fall/Winter, 2014 to 2015

Road Improvement Program Phase 1 (Awarded to South State Inc.)



Drainage Improvements



Project
2nd Street Drainage
Improvements (Upgraded pipe
from 18" to 30")

Completion Date
Spring, 2014

Project
Merion Park Drainage
Improvements

Completion Date
Fall, 2014

Fi

Bridge Improvements



Project
17th Street Bridge
Improvements
(County Project – Currently out
for permitting)

**Estimated
Completion Date**
Spring, 2016

North End Pump Station (FEMA Grant)

Project	Estimated Completion Date
North End Pump Station – Drainage for 1 st Street to 8 th Street (West Avenue to Bay)	Spring, 2016

*(FEMA Grant ~\$5M with a City share of \$3,218,512)



Bulkhead Projects





Project	Completion Date
2012 Bulkhead Improvements (16 th Street, Battersea Road, Cove Walk, Walton Place, North Street, 12 th Street, 2 nd Street Marina)	Completed – 6/2013
2013 Bulkhead Improvements (7 th Street and Landing Road)	Completed – 5/2014

Back Bay Dredging Project



Project	Start Date
Dredging of Back Bay (Currently obtaining permitting)	July 1, 2015

Beach Projects



Project	Estimated/ Completion Date
Sand Fence and Dune Grass Installation (Island Wide)	Spring, 2014
2015 South End Beach Fill (36 th Street to 60 th Street)	Spring, 2015

Boardwalk Projects



Project	Estimated Completion Date
Boardwalk Reconstruction (Mid-500 Block to Plaza Place)	Spring, 2015

4th Street Life Saving Station




Project	Completion Date
Exterior Rehabilitation of 4 th Street - Life Saving Station	Summer, 2014

*NJ Historic Trust Grant - \$143,031 – (Hurricane Sandy)

*NJ Historic Trust Grant - \$750,000

2nd & Bay Marina



Project	Estimated/Completion Date
2 nd & Bay - Center Pier Reconstruction – Due to Storm Damage	Summer, 2014
2 nd & Bay - Second Pier to be constructed – Due to Storm Damage	Summer, 2015

City of Ocean City 13 Draft - 01/15/2015

City Hall – Storm Damage Restoration & Improvements



Project	Estimated/Completion Date
Restoration of City Hall - Due to storm damage	Spring, 2014
Ground Floor Exterior Door and Window Replacement (*NJ Historic Trust Grant - \$230,000)	Spring, 2015

City of Ocean City 14 Draft - 01/15/2015

Playground Improvements



Project
15th Street Playground
Improvements – Rubberized
Play Surface and Drainage
Improvements

Completion Date
Fall, 2014

Vehicle Maintenance Building – Storm Damage Restoration and Improvements

Project
Restoration of Vehicle
Maintenance Building –
Due to storm damage

Estimated
Completion Date
Spring, 2015

Historic Transportation Center



Project
Restoration of Historic
Transportation Center due to
Storm Damage

**Estimated
Completion Date**
Spring, 2015

Installation of the historic
turret to the building
(*NJ Historic Trust Grant - \$501,000)

Fall, 2015

Library



Project
Replacement of the
Library Roof


**Estimated
Completion Date**
Spring, 2015

Skateboard Park

<p>Project Construction of a new Skateboard Park – 500 Block</p>	<p>Estimated Completion Date Spring, 2015</p>
---	--

City of Ocean City19Draft - 01/15/2015

Carey Field – Track Surface



<p>Project Replacement of the Carey Field Track Surface/Installation of Drainage Improvements</p>	<p>Estimated Completion Date Spring, 2015</p>
--	--

City of Ocean City20Draft - 01/15/2015

Fire House

Project	Estimated Completion Date
29 th Street Fire House Storm Damage Restoration and Improvements	Fall/Winter, 2015

City of Ocean City 21 Draft - 01/15/2015

2015 Capital Plan


City of Ocean City 22 Draft - 01/15/2015

2015 - Paving and Drainage – Paving and Drainage Improvements by Ratings

Road Improvement Program - Project 2 – 2014 – Phase 3	\$1,600,000
Road Improvement Program - Project 4 – 2014 – Phase 4	\$1,700,000
Road Improvement Program - Project 5 – 2014 – Phase 2	\$250,000
Road Improvement Program – 14 th to 17 th Streets	\$1,800,000
Road Improvement Program - Project 3	\$500,000
Road Improvement Program - Project 6	\$400,000
Road Improvement Program – Project 7	\$165,000
Total Road Improvement Program by Ratings	\$6,415,000


City of Ocean City 25 Draft - 01/15/2015

2015 - Paving and Drainage (continued) – Misc.

	New Street Lights	\$2,500	
	Transportation Center Parking Lot	\$100,000	
	West 17th Street - Bulkhead	\$200,000	
	Engineering/Survey/Inspection	\$1,134,450	
	Total	\$1,436,950	
	Total - 2015 – Paving and Drainage	\$7,851,950	

City of Ocean City 26 Draft - 01/15/2015

2015 - Road Improvement Program - Project 2 – 2014 – Phase 3

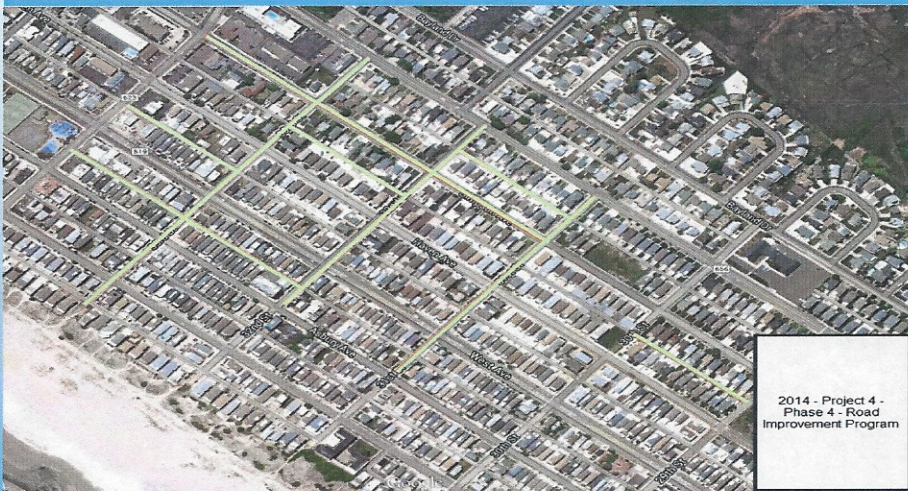


City of Ocean City

27

Draft- 01/15/2015

2015 - Road Improvement Program - Project 4 – 2014 – Phase 4



City of Ocean City

28

Draft- 01/15/2015

2015 - Road Improvement Program - Project 3



City of Ocean City

31

Draft-01/15/2015

2015 - Road Improvement Program - Project 6



City of Ocean City

32

Draft-01/15/2015

2015 - Project 6 - Road Improvement Program

2015 - Road Improvement Program - Project 7



City of Ocean City

33

Draft - 01/15/2015

2015 - Road Improvement Program



City of Ocean City

34

Draft - 01/15/2015

2015 - Paving and Drainage (continued)

Alley
Improvements \$250,000

2015 - Beach & Bay Dredging


Dredging
(Lagoon) \$5,000,000



Begin Emptying Site 83 (Includes Removal
and Transport of Dredging Spoils)

National Fish and Wildlife Foundation Grant -
\$2,630,000 with City Match of \$1,276,775


2015 - Beach & Bay



ADA Beach Paths & Mats	\$150,000	
Dune Fence	\$35,000	
Beach Fill (North End – Cost Share)	\$1,350,000	


City of Ocean City 37 Draft - 01/15/2015

2015 - Boardwalk Projects





Isolated Replacements	\$75,000
Boardwalk Reconstruction (Plaza Place to 8 th St.)	\$3,850,000
Boardwalk Pavilions	\$60,000

City of Ocean City 38 Draft - 01/15/2015



2015 - Public Buildings & Properties

<p>4th St. Life Saving Station (Interior)</p> <p>Fuel Management Upgrade (Vehicle Maintenance/Fire House)</p> <p>Community Center Cooling Tower Replacement</p> <p>Community Center Rooftop Condensing Units</p> <p>Library HVAC Mechanical (controls, piping, etc.)</p> <p>Library Duct Controls & Balancing</p> <p>Pump Station Monitoring System</p>	<p>\$450,000</p> <p>\$50,000</p> <p>\$200,000</p> <p>\$200,000</p> <p>\$50,000</p> <p>\$25,000</p> <p>\$50,000</p>
--	--

City of Ocean City 39 Draft - 01/15/2015

2015 - Public Buildings & Properties (continued)

<p>Humane Society – Roof</p> <p>LED lighting initiative & replacement components for city owned lighting</p>	<p>\$40,000</p> <p>\$20,000</p>
---	------------------------------------

City of Ocean City 40 Draft - 01/15/2015

2015 - Public Buildings & Properties (continued)



46th St. Facility Site Work

\$30,000

2015 - Public Buildings & Properties (continued)

Welcome Center - Internal Stairwell

\$75,000

Salt Storage Facility

\$165,000

Public Safety Building

\$500,000

Airport - Building Improvements

\$60,000

Vehicle Maintenance - Phase II
Building Improvements

\$200,000

General

\$280,000



2015 – Public Areas – Recreational Facilities

Bleachers	\$10,000
Downtown Streetscaping	\$1,225,000
Poured in place rubber ground cover for play areas	\$75,000

2015 – Public Areas – Recreational Facilities (continued)



Resurfacing 18th St Tennis Courts/Conversion to Pickle ball Courts	\$250,000
5th & Bay Baseball Field – Scoreboard	\$20,000
Bocce Ball Court (By Shuffleboard Courts)	\$10,000
Playground for Carey Stadium	\$50,000

2015 - Public Areas – Recreational Facilities (continued)



Resurface Basketball Courts (6 th St.)	\$55,000
Tennis Court Repairs 6 th St.	\$50,000
Sod	\$200,000
General Property Improvements	\$252,000

2015 - Large Equipment & Trucks

Surf Rake included but not limited too a comparable tractor	\$75,000
4x4 Extended Cab Mini Pickup	\$23,000
4x4 Dumping Stake Body	\$50,000
Ford Focus - Parking Operations	\$23,000

2015 - Large Equipment & Trucks (continued)

Utility Vehicle w/snow plow/brush (Rt-52)	\$20,000
Police SUV – Vehicle Replacement	\$45,000
Beach Patrol – Pickup Truck	\$35,000

2015 - Departmental Equipment

Security Camera Replacement – Airport Phase I	\$7,000
Grounds Mower	\$25,000
Music Pier (stage risers, portable staging, technical equipment, and banquet tables)	\$15,000
Music Pier Curtains (Replaced)	\$25,000
Fire Dept. – New Equipment – Air Packs - Breathing Apparatus	\$75,000
Fire Dept. – New Equipment – General Misc.	\$75,000
Fire Dept. – New Equipment – For Vehicles	\$75,000
Fire Dept. – Jaws of Life and Rescue Equipment	\$65,000

2015 - Departmental Equipment (continued)

Police Dept. – Cameras for Police Vehicles/Body Cameras for Officers	\$125,000
Police Dept. – New Equipment	\$45,000
Beach Patrol - Personal Water Craft (with sled and trailer)	\$13,000
Beach Patrol - Personal Water Craft Trailer	\$1,500
Beach Patrol - Rescue Boards	\$3,000
Beach Patrol - ATV	\$9,000
Beach Patrol - Miscellaneous equipment (Oars/Safety Gear/Tools)	\$5,000

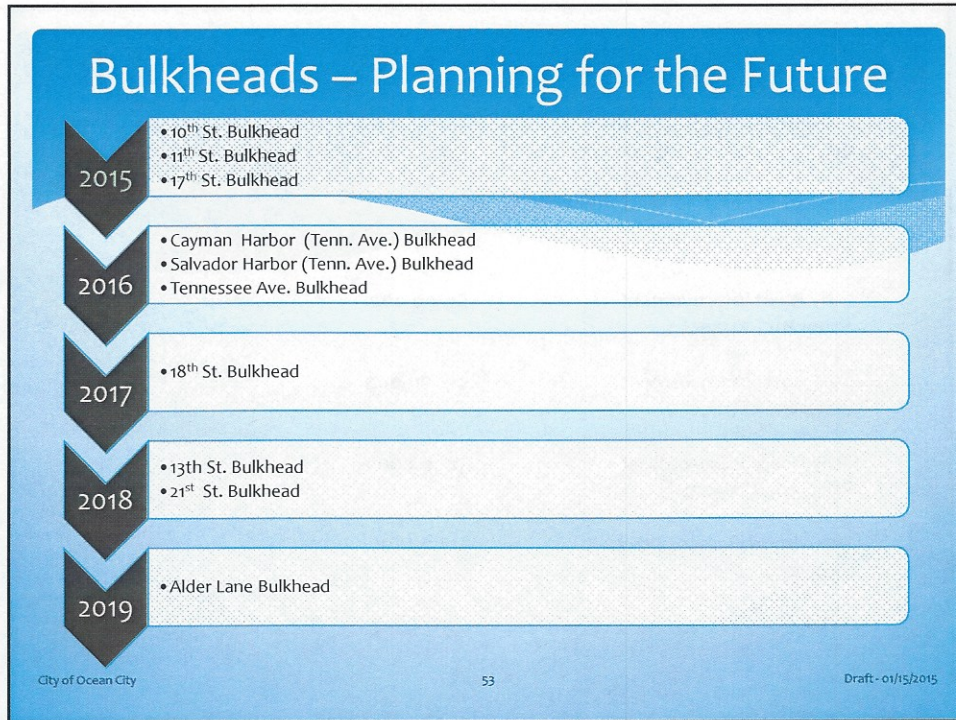
2015 - Departmental Equipment (continued)

Aquatic & Fitness Center – New Equipment	\$25,000
Outdoor signage & flags for Community Center	\$50,000
Timing Equipment (Races/Walks)	\$5,000
Swimming Record Boards (2)	\$6,800
General / Departmental Equipment	\$100,000

2015 - Communications

Communication Upgrades	\$75,000
Communications - Radio Upgrades	\$328,000
Upgrade Departmental Software	\$130,000
Radios - Beach Patrol	\$25,000

Capital Plan 2016 – 2019



2016- Paving and Drainage Improvements by Ratings

2016 Road Improvement Program - Project 1 – Pump Station	\$3,300,000
2016 Road Improvement Program - Project 1 – Non-Pump Station	\$500,000
2016 Road Improvement Program - Project 2	\$605,000
2016 Road Improvement Program - Project 3	\$1,400,000
Road Improvement Program – General	\$1,936,427
Total	\$7,741,427

City of Ocean City 54 Draft - 01/15/2015

2017- Paving and Drainage Improvements by Ratings

2017 Road Improvement Program - Project 1	\$1,100,000
2017 Road Improvement Program - Project 2	\$1,000,000
2017 Road Improvement Program - Project 3	\$1,000,000
Road Improvement Program - General	\$1,079,200
Total	\$4,179,200

City of Ocean City 55 Draft - 01/15/2015

2018- Paving and Drainage Improvements by Ratings

2018 Road Improvement Program - Project 1	\$3,800,000
Road Improvement Program - General	\$1,110,000
Total	\$4,910,000

City of Ocean City 56 Draft - 01/15/2015

2019- Paving and Drainage Improvements by Ratings

2019 Road Improvement Program - Project 1	\$1,600,000
2019 Road Improvement Program - Project 2	\$875,000
Road Improvement Program – General	\$892,500
Total	\$3,367,500

City of Ocean City 57 Draft - 01/15/2015

2016 – 2019 Paving and Drainage Improvements by Ratings

Paving and Drainage Improvements	2016	2017	2018	2019
Alley Improvements	\$250,000	\$250,000	\$250,000	\$250,000

City of Ocean City 58 Draft - 01/15/2015

2016-2019 – Beach & Bay Dredging

Beach & Bay - Dredging	2016	2017	2018	2019
Dredging (Lagoon)	\$3,000,000	\$1,000,000	\$1,000,000	\$0

City of Ocean City 59 Draft - 01/15/2015

2016-2019 – Beach & Bay

Beach & Bay	2016	2017	2018	2019
ADA Beach Paths	\$35,000	\$35,000	\$35,000	\$35,000
Dune Fence	\$35,000	\$35,000	\$35,000	\$35,000
Beach Fill			\$850,000	

City of Ocean City 60 Draft - 01/15/2015

2016-2019 - Boardwalk Projects

Boardwalk Projects	2016	2017	2018	2019
Isolated Replacements	\$75,000	\$75,000	\$75,000	\$75,000
Boardwalk Reconstruction	\$3,850,000	\$3,850,000		
Boardwalk Pavilions	\$110,000	\$110,000		
8th Street/Moorlyn Terrace/Music Pier	\$1,000,000			

City of Ocean City

61

Draft - 01/15/2015

2016-2019 Public Buildings & Properties

Project	2016	2017	2018	2019
Bayside Center Rehabilitation		\$250,000		
Music Pier - Window Tinting	\$25,000			
LED lighting initiative & replacement components for city owned lighting	\$20,000	\$20,000	\$20,000	\$20,000
46 th St. Facility Site Work	\$390,000			
Replacement Roof - 46 th St.	\$250,000			
Public Safety Building	\$4,500,000			
Airport - Building Improvements	\$32,000			
Reconfiguration of Music Pier boilers	\$20,000			
General	\$250,000	\$250,000	\$250,000	\$250,000

City of Ocean City

62

Draft - 01/15/2015

2016-2019 Public Areas – Recreational Facilities

CATEGORY	2016	2017	2018	2019
Bleachers		\$10,000		\$10,000
Downtown Streetscaping	\$1,225,000	\$1,225,000	\$1,225,000	\$1,225,000
Poured in place rubber ground cover for play areas	\$100,000			
Playground Equipment	\$30,000			\$30,000
North St. Playground Bathrooms	\$70,000			
Civic Center Bathroom Renovation	\$100,000			
Sod	\$200,000	\$200,000	\$200,000	\$200,000
General Property Improvements	\$200,000	\$200,000	\$200,000	\$200,000

2016-2019 Large Equipment, Trucks & Rehab

LARGE EQUIPMENT AND TRUCKS	2016	2017	2018	2019
Surf Rake included but not limited too a comparable tractor				\$75,000
4 x 4 Crew Cab Stake Body Beach Truck	\$72,000		\$37,000	
4 x 4 Extended Cab Mini Pickup		\$24,000		\$25,000
Heavy Duty Dump Truck with Brine Unit	\$200,000			
F-150 Pickup (2 units)	\$50,000			

2016-2019 Large Equipment, Trucks & Rehab (continued)

Large Equipment, Trucks & Rehab	2016	2017	2018	2019
Transportation/Airport - 4 x 4 crew cab vehicle (replacing 2004 Dodge Dakota)	\$40,000			
Ford Focus pool cars (4 units)	\$72,000			
Ford Transits (4 units)	\$45,000	\$45,000		
Small Street Sweeper (Rt-52 Maintenance)		\$100,000		
Beach Tractor		\$80,000		

City of Ocean City

65

Draft - 01/15/2015

2016-2019 Large Equipment, Trucks & Rehab (continued)

Large Equipment, Trucks & Rehab	2016	2017	2018	2019
Boom Lift	\$50,000			
20 Yard Trash Truck with Snow Plow		\$200,000		
Load N Pack	\$180,000			\$180,000
Fire Dept. - 2 - New Ambulances		\$325,000		
Fire Dept. - Replacement SUV		\$45,000		
Fire Dept. - Combo Style - Fire Engine/Rescue Vehicle				\$675,000
Fire Dept. - Stretcher Mount and Lifters	\$80,000			

City of Ocean City

66

Draft - 01/15/2015

2016-2019 Large Equipment, Trucks & Rehab (continued)

Large Equipment, Trucks & Rehab	2016	2017	2018	2019
Police SUV – Vehicle Replacement		\$47,500		\$50,000
Beach Patrol – Pickup Trucks with accessories		\$35,000		
Beach Patrol – Polaris – 4 x 4 with and without emergency transport bed	\$15,000	\$20,000	\$15,000	\$20,000

2016 - 2019 - Departmental Equipment

DEPARTMENTAL EQUIPMENT	2016	2017	2018	2019
Security Camera Replacement - Airport - Phase II	\$ 7,500			
Music Pier (Stage Risers, Portable Staging and Technical Equipment and Banquet Tables for Special Events)	\$10,000	\$10,000		
Fire Dept. - New Equipment - General Misc. (hose/safety equipment/boat)	\$75,000	\$50,000	\$50,000	\$75,000
Fire Dept. - New Rescue Boat	\$50,000			
Police Dept. – New Equipment	\$46,500	\$48,000	\$50,000	\$50,000
Police Dept. - Digital Fingerprinting System	\$51,500			
Beach Patrol - Personal Water Craft (with sled and trailer)	\$13,500	\$14,000	\$14,500	\$15,000
Beach Patrol - Rescue Boards	\$1,500	\$1,500	\$1,500	\$1,500
Beach Patrol - ATV	\$9,000	\$10,000	\$10,000	\$10,000
Beach Patrol - Misc. Equipment (Oars/Safety Gear/Tools)	\$5,000	\$5,000	\$5,000	\$5,000
Aquatic & Fitness Center - New Equipment			\$25,000	
General Departmental Equipment	\$100,000	\$100,000	\$100,000	\$100,000

2016-2019 Communications

IT Capital	2016	2017	2018	2019
Communication Upgrades	\$75,000	\$55,000	\$55,000	\$55,000
Communications – Radio Upgrades	\$30,000			
Radios – Beach Patrol			\$25,000	
Totals by Year	\$105,000	\$55,000	\$80,000	\$55,000

City of Ocean City

69

Draft- 01/15/2015

2016-2019 Intermodal/Transportation/Parking



Transportation/Parking
Regulations/Revenue
Collections/Beach Tags

	2016	2017	2018	2019
Boat Ramp Replacement (Tenn. Avenue)	\$175,000	\$175,000		
Parking Meter and Parking Lot Improvements	\$30,000	\$30,000		
Floating Docks			\$7,500	\$7,500



City of Ocean City

70

Draft- 01/15/2015

2015 Debt Service & Capital

Bond Principal	\$8,410,000
Bond Interest	\$1,856,325
Interest on Notes (BAN's)	\$227,757
Green Acres Trust Program	\$38,709
TOTAL DEBT SERVICE	\$10,532,791

City of Ocean City

71

Draft - 01/15/2015

Total Debt Service Annually

Year	Debt Service	% Increase
2009	\$7,561,315	6.1%
2010	\$7,812,967	3.3%
2011	\$7,975,087	2.1%
2012	\$8,320,220	4.3%
2013	\$9,629,598	15.7%
2014	\$9,871,323	2.5%
2015	\$10,532,791	6.7%
AVERAGE =		5.8%

City of Ocean City

72

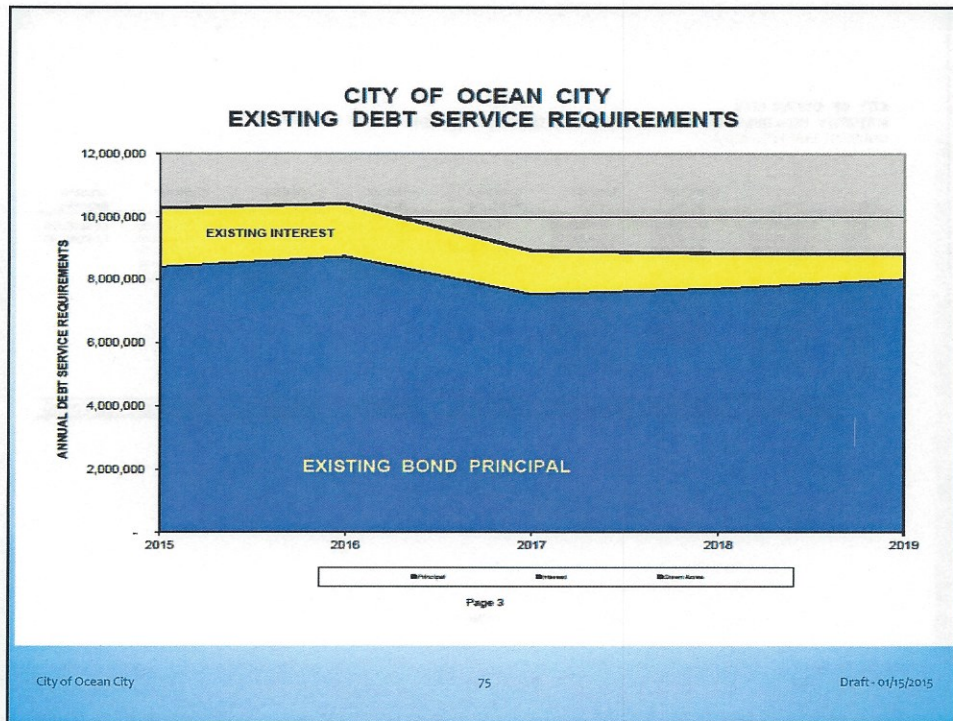
Draft - 01/15/2015

**CITY OF OCEAN CITY
MATURITY SCHEDULE - OUTSTANDING ISSUES AT DECEMBER 31, 2014
CURRENT FUND PRINCIPAL**

Year	Total	12/15/2012 Issue	6/1/2014 Issue	12/30/2014 Refunding	1/15/2006 Issue	7/15/2008 Issue	6/15/2010 Issue	6/1/2010 Refunding
2015	8,410,000.00	800,000.00	900,000.00	110,000.00	1,900,000.00	1,400,000.00	1,650,000.00	1,650,000.00
2016	8,745,000.00	850,000.00	1,000,000.00	-	1,900,000.00	1,500,000.00	1,850,000.00	1,645,000.00
2017	7,540,000.00	900,000.00	1,200,000.00	1,640,000.00		1,600,000.00	1,900,000.00	
2018	7,720,000.00	900,000.00	1,300,000.00	1,620,000.00		1,700,000.00	1,900,000.00	
2019	8,015,000.00	900,000.00	1,500,000.00	1,615,000.00		1,800,000.00	1,900,000.00	
2020	4,500,000.00	900,000.00	1,600,000.00			2,000,000.00		
2021	2,500,000.00	900,000.00	1,600,000.00					
2022	2,500,000.00	900,000.00	1,600,000.00					
2023	2,700,000.00	900,000.00	1,800,000.00					
2024	2,700,000.00	900,000.00	1,800,000.00					
2025	1,800,000.00		1,800,000.00					
2026	1,800,000.00		1,800,000.00					
2027	-							
	58,830,000.00	8,900,000.00	17,900,000.00	5,885,000.00	3,800,000.00	10,000,000.00	9,200,000.00	3,245,000.00

**CITY OF OCEAN CITY
MATURITY SCHEDULE - OUTSTANDING ISSUES AT DECEMBER 31, 2014
CURRENT FUND INTEREST**

Year	Total	12/15/2012 Issue	6/1/2014 Issue	12/30/2014 Refunding	1/15/2006 Issue	7/15/2008 Issue	6/15/2010 Issue	6/1/2010 Refunding
2015	1,866,325.69	312,000.00	420,444.44	126,081.25	114,000.00	443,500.00	311,500.00	126,800.00
2016	1,666,000.00	286,500.00	412,000.00	230,750.00	38,000.00	367,500.00	245,500.00	65,800.00
2017	1,366,400.00	261,000.00	362,000.00	201,600.00		323,750.00	160,000.00	
2018	1,103,800.00	225,000.00	305,000.00	134,150.00		243,750.00	133,000.00	
2019	898,975.00	186,000.00	342,000.00	47,675.00		154,500.00	76,000.00	
2020	547,500.00	153,000.00	312,000.00			82,500.00		
2021	367,000.00	117,000.00	280,000.00					
2022	336,000.00	90,000.00	246,000.00					
2023	270,000.00	64,000.00	216,000.00					
2024	188,000.00	27,000.00	162,000.00					
2025	108,000.00		108,000.00					
2026	64,000.00		64,000.00					
2027	-							
	8,707,550.69	1,714,500.00	3,314,444.44	738,506.25	152,000.00	1,635,500.00	856,000.00	195,600.00



Debt Service for 2015-2019

Existing Unfunded Debt (Capital plans from 2012-2014 plus Baker Parking Lot)	\$33,000,000
Proposed 5 Year Plan	\$79,400,000
TOTAL (To be bonded over 3 sales planned for 2016, 2019 & 2020)	\$112,400,000

City of Ocean City 76 Draft - 01/15/2015

